

Fujiiryoki is recognized

World's first  
Production model  
massage chair

in machine  
inheritance!

Machine inheritance no. 68  
Fuji auto massage  
device World's first  
Production model  
Massage chair



FUJIIRYŌKI

Fujiiryoki Most prominent model

Massage chair JP-1000

Made in Japan

## Massage chair JP-1000

### Specifications

- Main unit dimension (Approx)  
(During Ottoman receiving)  
Width 760 x length 1,180 x Height 1,220mm  
(During maximum usage of Arm/leg)  
Width 880x length 2,000 x height 700mm
- Minimum width before assembly (Approx):680mm
- Reclining angle (Approx) : 110~157 degrees
- Mass (Approx):74kg
- Power:AC100V (50/60Hz)
- Consumption Power : 130W  
(Heater: 40w) (Standby power: 0.3W)
- Rated time : 30 Minutes
- Fujiiryoki certification number: 227ABBZX00084000 (Electric massager for household purpose/Controlled medical equipment)



black (BK)

beige (CS)

brown (BR)

### [Mounting · Installation]

- Mounting width  
Mounting width of the main unit It should be above 68cm+2cm (For hygiene purpose) Mounting width approximately 70cms

Mounting width approximately 70cm

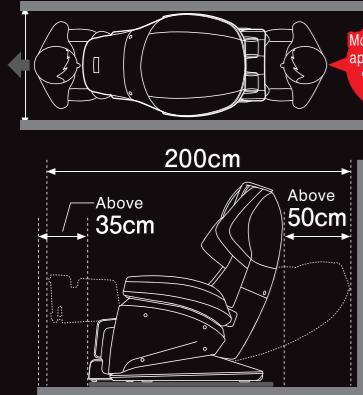
### • Installation

Provide the space for reclining and install on a horizontal place. More than 35cms for the foot direction and more than 50cms for the head direction are required.

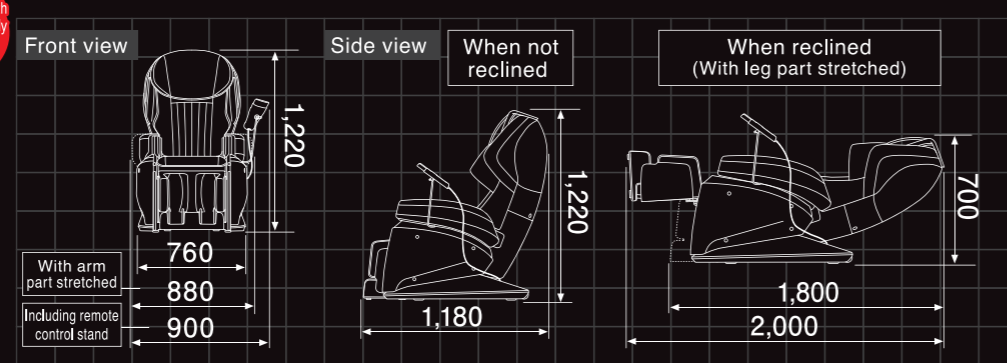
### [Accessories]

Detachable type  
back pad/pillow

Can be easily removed  
and attached respectively.



[Dimension (mm) \*approx]



**⚠ Safety warning** Please read the "Operation Manual" before use and use this product properly.

- The following persons are strongly recommended not to use this product. Certain physical abnormalities may occur.
- Persons prohibited from receiving a massage by a doctor, for example those suffering from thrombosis, severe aneurysm, Acute varicose veins, various kinds of dermatitis and skin infections (including inflammations of subcutaneous tissue), etc.
- The following persons must consult a medical physician before using this product as certain physical abnormalities may occur. ● Persons using a medical electronic device embedded in the body such as a pacemaker susceptible to electromagnetic disturbances ● People with malignant tumor ● People with heart trouble ● Persons who are pregnant or menstruant, persons thought to be pregnant, or those immediately after childbirth ● Persons who suffer from paresthesia related to peripheral circulatory disturbance due to diabetes etc. ● Persons with body temperature exceeding 38°C (when strong acute inflammation symptoms, malaise, chills, blood pressure fluctuations are observed, when debilitated) ● Persons with wounds in treatment areas ● Persons who suffer from acute illness (dolorific) ● Persons who suffer from osteoporosis ● Persons who suffer from spinal column fractures ● Persons suffering from inflammation such as sprains and muscle strains ● Persons who suffer from paresthesia ● Persons with abnormalities in the spine ● Persons who suffer from anemia ● Persons who need to massage a part of the body treated medically in the past ● Persons who need bed rest ● Persons receiving medical treatment ● Persons who feel an abnormality on the body apart from these.
- Please do not allow unattended children or persons unable to declare their own intentions to use this chair. Please do not allow infants near the chair.

**While using** ● The remote control stand can be installed either in the left or right side.

This is an  
**Innovation**  
created with tradition

**FUJI MEDICAL INSTRUMENTS MFG. CO., LTD.**

Please consult with the retailer described in the right side for the FAQs related to the details of this catalogue. Or request to the point of contact of Fujiiryoki customer. For reformation purpose, design and specification might be changed without any prior notification. There might be slight color variations between the printed materials and actual image. Kindly acknowledge. This catalogue description is updated as on October 2015.

サイバーリラックス  
**CYBER-RELAX**

# Next generation flagship in line with the tradition and innovation.

This is Japan's Massage chair. The most prominent model that has focused the essence of Fujiryoki technology has born.


Pioneers in the massage chair for about 60 years.

The technology that has been accomplished the evolution with a long history is reached by following a new area.

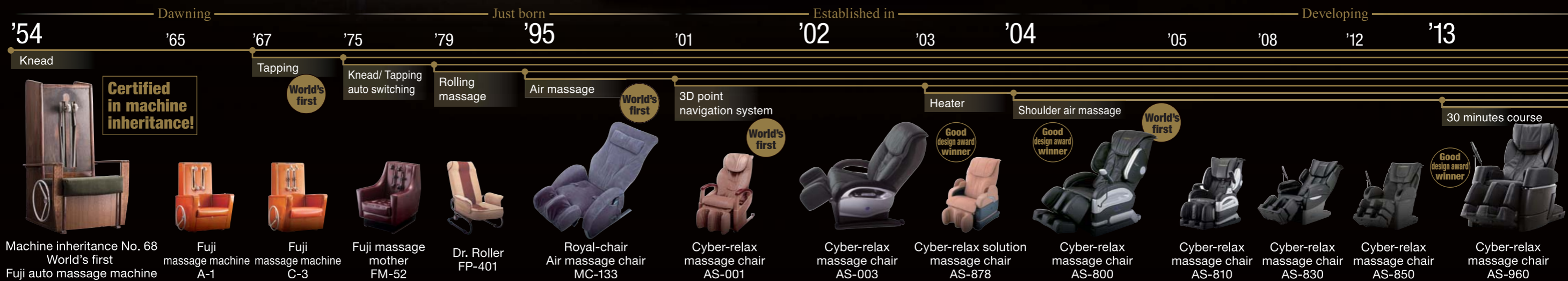
For all the functionalities that support the sensor which optimizes the air massage, the kneading and the Mecha massage which is the heart of the massage chair and further for the positioning system, heater and stretch a new epoch-making technology is being adopted so that everywhere you can experience the new dimensional massage

To the top of massage chair as the fusion of tradition and reforming.

Birth of flagship model that leads the next generation from Fujiryoki.



The history of massage chair is that of Fujiryoki's history.



MECHANICAL MASSAGE

# Within-depth technique.

Load the industry's maximum kneading ejection volume & industry's first W-sensor.

To relax the tension and stress specific to the modern people for whom it is repeatedly piled-up, experience the knead ball ejection of approximately 12.5cm which is the maximum in the industry that approaches in-depth of the muscle. And, detect the shoulder position and the spinal column line simultaneously with double sensors and optimize the depth of the massage and the points. Controls precisely even till the prescribed duration by operating the 2 knead balls up & down, left & right and front & back.

\*Our company reference. As on October 2015.



Industry's largest

# In-depth KIWAMI MECHA PRO

Industry's maximum knead ball ejection volume of 12.5cm to capture the in-depth stress \*Our company reference. As on October 2015.

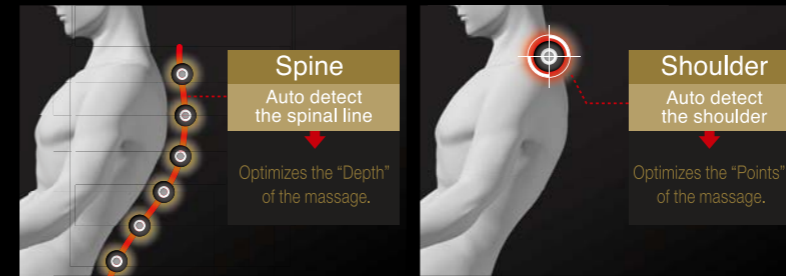
Industry's first

## Double sensing

Load 2 sensors that optimize the "Depth" and "Point" of the massage.

It loads 2 sensing systems such as "S shaped line detection system" that detects the spinal line and "Shoulder position detection system" that detects the shoulder position.

\*Our company reference. As on October 2015.



Maximum unleash capacity  
approy **12.5cm**



Industry's most

## 12stage strength adjustment

By matching to that day's stress, exact strength is selected.

Desired strength can be selected by adjusting the extensive ejection volume of the knead ball minutely.

\*During auto-course, it is 7-stages and during the manual selection it is 12-stage  
\*Our company reference. As on October 2015.

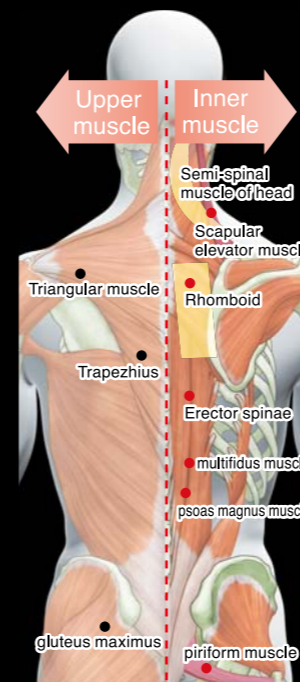


Industry's first

## In-depth approach massage

7 types of new knead technique that acts in "In-depth muscle" to produce the obstinate stress.

Relaxes chonical tension more deeply and finely with kneading.



\*Our company reference. As on October 2015.

### Scapular elevator muscle relaxing

Effective for shoulder stress due to aninconvenient posture. Kneads and relaxes the muscle that pulls-up the shoulder elevator bone.

### Scapular elevator muscle relaxing

When the chest is expanded, kneads and relaxes by focusing the muscle that pulls the shoulder blade bone to the back

### < Neck-Finger pressure >

Presses and relaxes the "Semi-spinal muscle of head" at the back of the neck that supports the head with the activity like finger pressure.

### < Erector spinae stretch >

Massages the muscle surrounding the erector spinae that supports the body with the activity that stretches while pressing.

### < Multifidus lumborum >

Approaches the "Multifidus muscle" which is the inner muscle that would be the cause for the back and waist pain.

### < Psoas magnus muscle >

Presses and relaxes the muscle that supports the pelvis carefully with the activity like finger pressure.

### < Buttocks muscle relaxing >

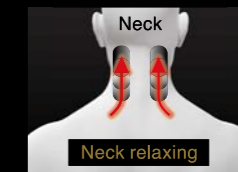
Massages the "Piriform muscle" which is the inner muscle surrounding the buttocks that acts as the cause for the waist pain.

41types Largest in the industry Class

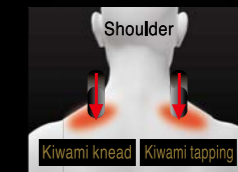
## 85kinds of knead techniques

Load the exclusively variegated technology that matches with "Neck", "Shoulder", "Back", "Waist" and "Hip" positions.

Specialized Point focus massage with 2 uniqueballs. Arranged the 85 kinds of kneading that combines the part wise operation.



The blood circulation around the neck is stimulated by holding and stretching the knead ball.



Relax the stress of trapezius by stimulating the shoulder deeply from the upper part.



The weariness of waist or hip or the pains such as nerve pain / muscle pain is effectively softened.

\*Our company reference. As on October 2015.

AIR MASSAGE

# Vibrant supreme bliss.

Manipulate the “Quantity” and “Timing” of air supply and revive the flexibility of the technique.

Air massage in which repetition of pressing and releasing is basic.

It was required to add the “Pace” to the quantity and timing of the air supply, to reproduce the reassurance and flexibility of the Massage technique.

Fujiiryoki is the first in the industry which loads the “Flow adjustment function” that manipulates the flow and speed of the air freely.

One is speed and instantaneous and other one is slow speed with bit by bit.

Unprecedented pressure is experienced by Airbag that throbs reassurance.

Industry's first

# Triple mode Air system

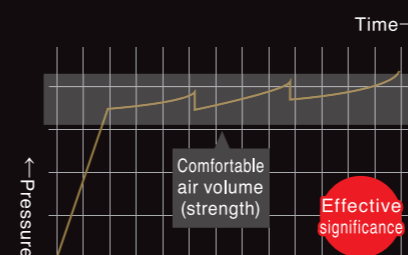
Loads the “Hand knead mode” newly to revive the vibrancy and reassurance of the technique.

Load the “Flow adjustment function” to control the air flow and its speed. Desired 3 types of kneading can be selected

※Our company reference. As on October 2015.

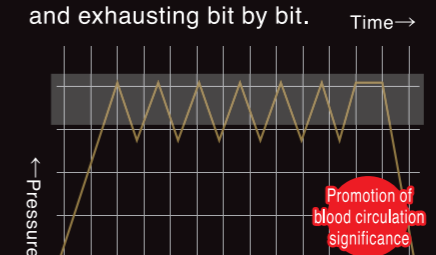
### Hand knead mode Newly loaded

While keeping the comfortable pressure, press carefully



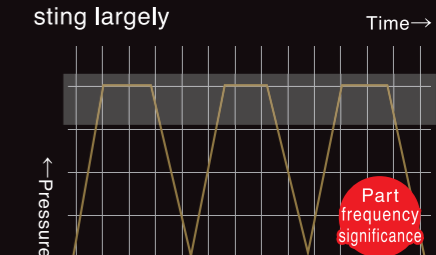
### Pulse mode

upports the promotion of blood circulation by repeating the air supply and exhausting bit by bit.



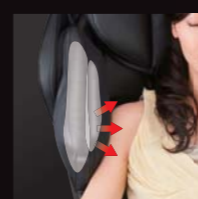
### Normal mode

Focus the position and massage by repeating the air supply and exhausting largely



### Air massage

Load the position wise strength adjust function. Wraps the whole body with 34 units of air bag and releases the tiredness completely.



### Shoulder massage

Strength adjustment 5 stages

Massages from shoulder to upper arm by holding it tightly from outside.



### Arm massage

Strength adjustment 3 stages

Insert firmly and massage from under the elbow to fingertip.



### Waist and pelvic massage

Strength adjustment 5 stages

Relax wide range of muscle from the sides of the pelvis to the back of knee.

### Leg and feet massage

Strength adjustment 5 stages

Relaxes from the calf muscle to the foot by repeatedly pressing and releasing.

### New calf muscle massage

Fixes the leg part with the left and right air bags and stimulates the zusanli lines. Simultaneously, the air bag at the back will add-up the pressure bit by bit at the back of the calf muscle and relaxes it.



## POSITION

# Flat position

To the fine quality sleeping posture that senses the healing.  
Whole body relax & massage.



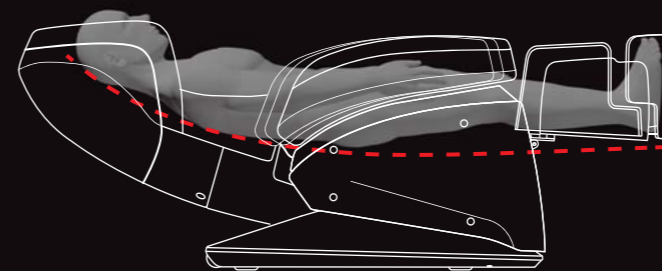
Experience almost flat sleeping posture by a specific frame structure.  
Even for a long period massage, the body will be taken care comfortably.



## Hold position

Auto-setting of the ideal massage posture.

If the power is switched on, move to the effective posture for massaging by reclining the back rest and leg part. After the massage gets over, "Auto-retracting function" can also be set that will return to the original position.



## Ottoman exact fit




Just fits to individual's leg

The leg part fits exactly to Ottoman with the 2 slide mechanisms of electrical type and spring type.

## HEATER

# Double heater

2 types of heater that heats up the shoulder blade and its surroundings where the stress is stagnant and backside of the feet that cools easily.



## Shoulder blade heater

Luxurious comfort of heating and massaging

The built-in heater in the back part mainly concentrates on the shoulder blade circumference and massages while heating it gradually.



※Only the heater functionality can also be used.

※Configured temperature: Approx. 43 degrees (The setting temperature differs with the body sensing temperature)

## Heater at the backside of feet

Warms up all the parts that gets chilled easily.

Relaxes while gently warming the back of the foot and the heel.



## STRETCH

# Power stretch

New custom that relieves by making the muscle tender. Variegated new stretch that elevates the massage result.



## Part stretch

### Neck stretch

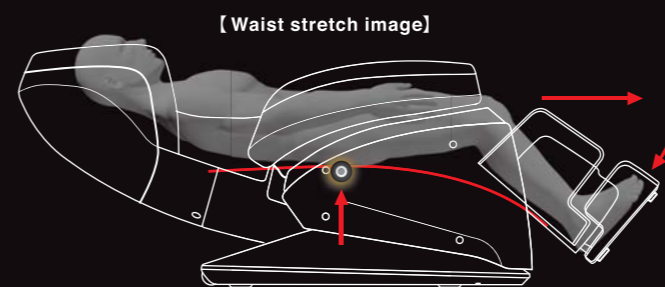
Fix the neck with MECHA and stretch the neck muscle by stretching the whole body with Ottoman.

### Shoulder stretch

After stretching the whole body with Ottoman, turn upside down the shoulder muscle that stretches the shoulder muscle.

### Waist stretch

Stretch the leg part forward and if you bring it down, then waist part can be stretched and pulled up simultaneously



[Waist stretch image]

## Foot Stretch

### Knee stretch



Fix the calf muscle and the waist side with the ottoman facing downwards. Performs ascending stretch while sliding

### Foot stretch



Fix by gripping firmly the leg with air bag and stretch downwards.

### Double stretch



Fix the leg with air bag, extend to forward and then stretch downwards

## Swing stretch function

Backrest and leg part moves up and down

Fix by gripping the body firmly with the air bag. By moving the back rest and leg part up and down simultaneously, stretch the whole body carefully.

※Included as a part of the course.



# Full color touch panel remote control

Advanced design that combines the operability with the luxury feeling



Operability is pursued with vivid color display and easily-understood menu arrangement.

**WHOLE BODY REJUVENATION**

MECHA 4

AIR STRENGTH

**LOOP KNEAD UP**  
NEXT KNEAD UP

SKIP REPEAT AIR OPTION

REMAINING 16 min

©“One-Touch Mode” that can operate the main function simply!

©Can even be switched to English display.

**[Normal mode]**

COURSE MENU		
30minPRO	WHOLE BODY	STRETCH
NECK/SHOULDER	MEMORY	WAIST
PART	MANUAL	SETTING

**[Onetouch mode]**

QUICK MODE	
30min SOMMELIER COURSE	WHOLE BODY REJUVENATION COURSE
WHOLE BODY RELAX COURSE	WHOLE BODY STRETCH COURSE
MODE CANCEL	

# Most wanted in the industry\* 21types of auto-course

Till the reach of the best sensation

\*Included as a part of the course.

30 minutes PRO course

<p>Whole body focus knead relaxing</p> <p><b>VIP course</b></p> <p>30 minutes massage focusing on whole body that gets tired easily. Giving highquality massage as salon.</p>	<p>Unique comfortability</p> <p><b>Sommelier course</b></p> <p>Luxury and comfortable relax course as if the massage is being done by multiple persons, starting from warmup to cool down.</p>	<p>Careful whole body stretching</p> <p><b>Slow stretch</b></p> <p>Stretch PRO course to experience the popular stretch operation slowly and carefully with more pleasure.</p>	<p>Whole body care with air massage</p> <p><b>Air relaxation</b></p> <p>Promotes blood circulation with comfortable stimulation of air massage. A relaxation course to remove of the dullness or tiredness of body.</p>
---	--	--	---

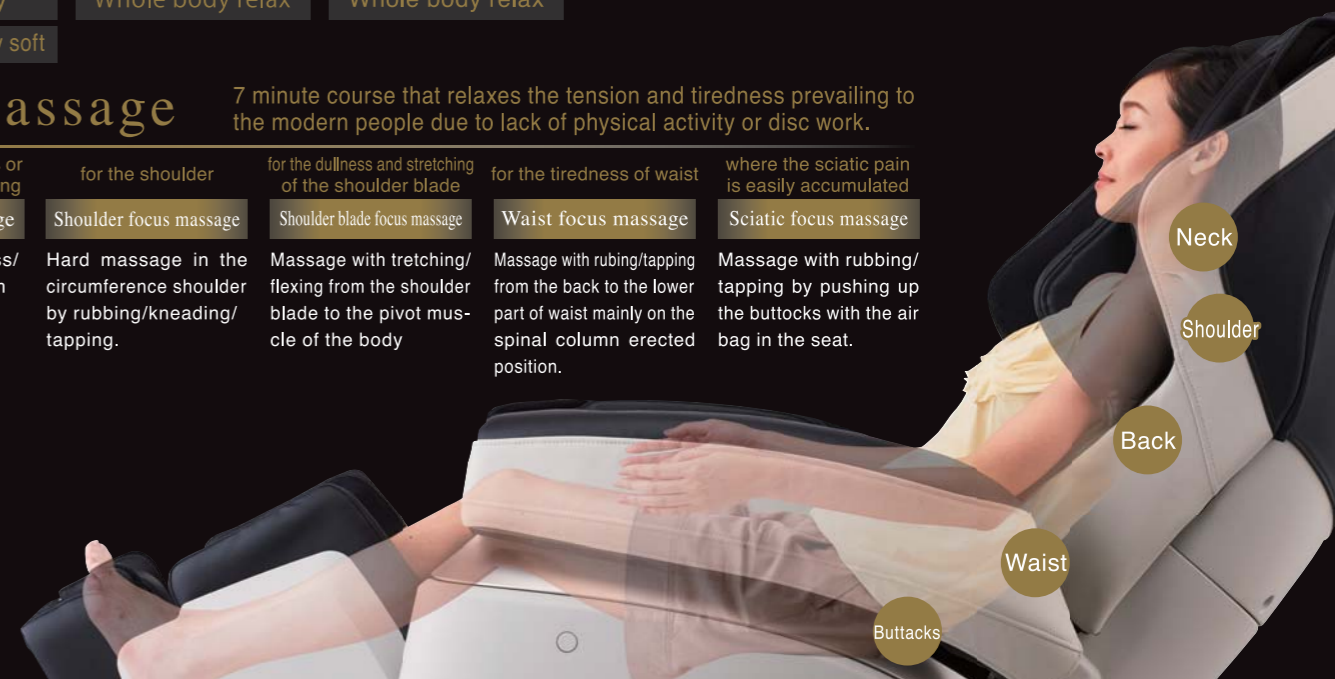
16 mins course

Whole body course	Neck/shoulder course	Waist course	Stretch course	Memory course
Kiwami rejuvenation	Kiwami rejuvenation	Kiwami rejuvenation	Extreme whole body stretch	Original course can be created by customizing all the courses.
Rejuvenation	Rejuvenation	Rejuvenation	whole body stretch	
Whole body refresh	Whole body refresh	Whole body refresh	whole body air	
Whole body relax Whole body soft	Whole body relax	Whole body relax		

# Part massage

7 minute course that relaxes the tension and tiredness prevailing to the modern people due to lack of physical activity or disc work.

for the neck tensions or neck muscle stretching	for the shoulder	for the dullness and stretching of the shoulder blade	for the tiredness of waist	where the sciatic pain is easily accumulated
Neck focus massage	Shoulder focus massage	Shoulder blade focus massage	Waist focus massage	Sciatic focus massage
Massages with press/release activity from neck muscle to the shoulder.	Hard massage in the circumference shoulder by rubbing/kneading/tapping.	Massage with tretching/flexing from the shoulder blade to the pivot muscle of the body	Massage with rubbing/tapping from the back to the lower part of waist mainly on the spinal column erected position.	Massage with rubbing/tapping by pushing up the buttocks with the air bag in the seat.



# DESIGN

Fit the living space and lifestyle. Advanced, future-oriented design



Black (BK)



Beige (CS)